

Navigating Transitioning Markets

INVESTMENT PERSPECTIVES

2H 2021

INVESTMENT THEMES

- 1 THE NEXT PHASE OF THE BOND BULL MARKET BEGINS
- 2 GOLDBLOCKS CONDITIONS RETURN FOR SECULAR GROWTH
- 3 REOPENING AND REFLATION CONTINUE TO SUPPORT CYCLICALS
- 4 REAL ESTATE REBUILDS DEMAND AND REBOUNDS

The global economy has climbed out of a deep pandemic-induced recession and has been transitioning through the early phases of the economic cycle. A strong rebound drove interest rates and prices higher in the first half of the year. As the second half of the year kicked off, markets curbed long-term growth and inflation expectations, signaling that we may be past peak growth, inflation, and interest rate levels. With massive liquidity in the system that shows little sign of abating, risk assets such as equities and credit continue to look attractive. But near-term risks—including rising COVID-19 cases, virus variants, political uncertainty, and “transitory” conditions lasting longer than anticipated—prevent investors from going “all in” on any particular investment style. Selectivity and diversification that prepares for different scenarios will be crucial—making active management particularly important for investor portfolios. Our PGIM asset managers share key investment themes likely to drive markets in the back half of 2021, and strategies for investors seeking to capitalize on the opportunities ahead.

2H 2021 MARKETS AT A GLANCE



ECONOMY

An impressive but uneven global recovery is underway, with global data signaling a broadening recovery. There are divergences between the developed markets (DMs), where PMIs are accelerating, and the emerging markets (EMs), where activities remain at a lower level and are moving sideways. As countries battle through the inflation upsurge, an increasing divergence between DM and EM central banks is likely to become a key feature of the global outlook.



FIXED INCOME

Bond spreads are likely to compress further in the second half of 2021 with expectations of more muted fixed income returns going forward. But bonds provide ballast as a downside hedge against equity market volatility and serve as a key source of income, so they remain important within a portfolio. Credit sectors may benefit from spread compression and help boost total return potential, but given idiosyncratic risks, will require rigorous risk analysis to ensure that investors aren't overreaching.



EQUITIES

Corporate profit growth was strong throughout the first half of 2021, with upward revisions pointing to a solid second half. Global equities rallied on the improving sentiment, with many indices closing out the first half at or near record highs. As markets move toward a post-pandemic normal, short-term narratives supporting cyclical/value stocks are dueling with long-term narratives favoring growth stocks. Investors may benefit from exposure to both styles.



REAL ESTATE

Demand is building in some key areas as economies reopen. Occupier sentiment is expected to return quickly, which would support a rebound in demand for real estate space in the second half of the year. A range of cyclical opportunities are simultaneously in play, with some sectors and markets delivering strong growth and attracting capital, while others are facing severe occupier stress.

THE MACRO BACKDROP

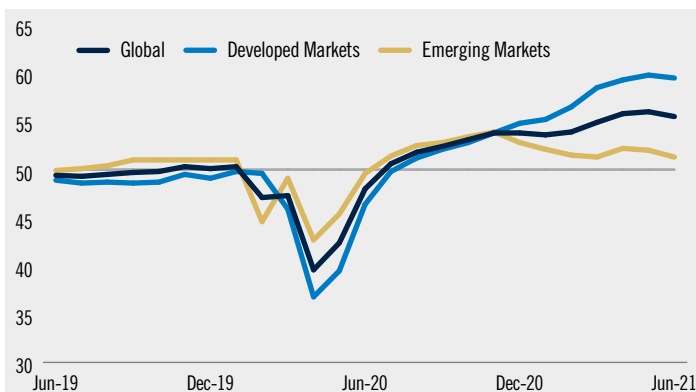


MICHAEL K. LILLARD, CFA
Head of PGIM Fixed Income
and Chief Investment Officer

ECONOMIC OUTLOOK

The strong global rebound continued through the second quarter, supported by surging growth in the United States, Europe, and some emerging market economies. PMIs for both global manufacturing and services are rising well above 50, which points to a strengthening recovery. We estimate global GDP to grow 6.4% in 2021, as the recovery likely deepens and expands during the second half of this year, with growth in Europe and Japan gaining steam, and the rebound in the U.S. further strengthening. Despite lingering softness in some emerging markets, toward the end of this year and into 2022 we see recovery increasingly taking hold. Our baseline outlook offers reason for optimism—over the coming year, we see the global expansion broadening on an accelerating vaccination effort, and inflationary pressures gradually diminishing.

A STRONG BUT UNEVEN RECOVERY



Source: FactSet as of 6/30/21. PMI measures above 50 are considered expansionary.

INFLATION

While inflation will likely continue running somewhat hot in the months ahead, we expect it to slowly abate toward the end of this year and early next year. The spending boom that has been associated with released pent-up demand will gradually subside, bringing a return to more “normal” conditions. Supply chain disruptions will be resolved, production schedules reestablished, and workers will return to employment. While we see global inflation reverting to pre-pandemic levels over time, we are sensitive to the risks that it may take longer than we expect for inflation to come back down, or that medium-term inflation may be somewhat higher than we anticipate. But we believe the structural factors behind soft inflation during much of the past decade—aging demographics, high debt levels and deleveraging, and disinflationary technological advances—remain firmly in place and may have even grown stronger.

INTEREST RATES

Peak yields are likely already behind us and concern is easing over accelerating inflation. These factors should bring long-end rates down further, limiting potential increases in other global DM rate complexes. Long rates continued to decline in the second quarter, despite an increase in short Treasury yields. Investors assumed that a more hawkish Fed would simply mean a lower path for rates in the long run. Perhaps ironically, a firmer economic outlook also gives the Fed and other central banks more freedom to control inflation.

Concurrent with the flattening, market pricing for the first Fed hike was brought forward by almost six months to 3Q 2022. We believe that while the Fed may ultimately taper bond purchases later this year, the pricing of rate hikes in the next 18 months will ultimately prove aggressive. Given that the Fed may act sooner to manage the risk of high inflation, it could fail to hit its inflation target—which would ultimately result in a lower peak for the fed funds rate. We'll watch for further volatility in the front end as the market comes to terms with a Fed that will be patient with its rate liftoff.

Growth and inflation may remain elevated over the next few quarters. However over the long haul, secular fundamentals—such as aging demographics and ballooning debt loads—point to a return of the moderate growth and below-target inflation that plagued the world's DM central bankers prior to COVID. This dynamic market environment creates meaningful opportunity to add value to investment portfolios.

SECULAR FACTORS FOR LOWER RATES

- 1 Excessive global debt
- 2 Aging demographics
- 3 Globalization
- 4 Capital concentration
- 5 Moderate growth
- 6 China deceleration
- 7 Technology
- 8 Tax structure
- 9 Easy monetary policy
- 10 Low inflation

Source: PGIM Fixed Income as of June 2021.

THE NEXT PHASE OF THE BOND BULL MARKET BEGINS



MICHAEL J. COLLINS, CFA
Senior Portfolio Manager
PGIM Fixed Income

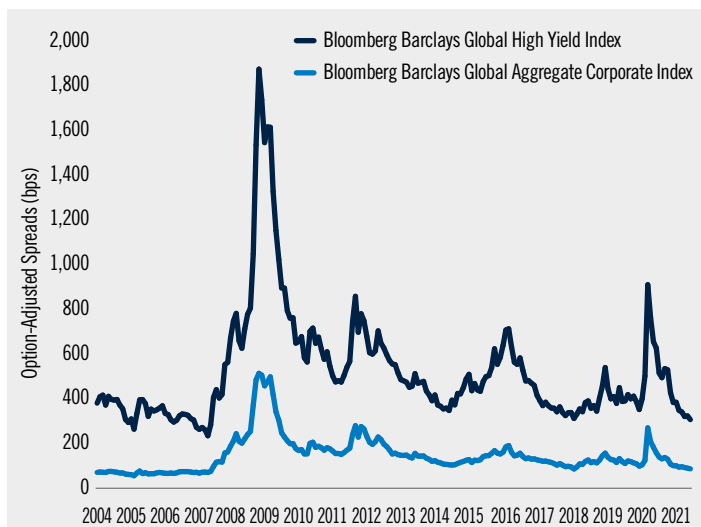
BOND MARKET RECOVERY PERSISTS

In many ways, the speed of the global economic recovery has been as breathtaking as the downturn. The pace has already led to an array of divergences. Perhaps most notably, the bond market recovery persists in the face of surging growth and inflation. After taking a beating in the first quarter, the bond market punched back and rebounded in the second quarter. Supportive credit trends and a search for yield look poised to fuel further credit sector outperformance, while volatility should present opportunities to add risk.

SUPPORTIVE FUNDAMENTALS

Credit spreads have tightened substantially since the COVID wides, bringing many sectors to near all-time tights. Overall, we expect spread sectors to continue grinding tighter as investors rebalance their overweight exposure to equity risk. While this trend limits upside, our expected scenario is that spread products will generally continue to outperform. Fundamentals remain supportive, and the overall low interest rate environment will push investors searching for yield further out on the risk spectrum. Therefore, sectors with the highest risk and widest spreads—and the most potential for spread narrowing—are likely to continue posting the highest returns.

CREDIT SPREADS GRIND TIGHTER



Source: Bloomberg as of 6/30/2021.

OPPORTUNITIES IN SPREAD SECTORS

With a rotation from credit to duration underway, the game already seems to be back on for the bond bull market. Our best guess is that we've seen the top in rates. But even if we see a twin peak later, forward rates still appear too high, which suggests that duration will likely contribute to bond market return over the coming quarters. BBB and high yield corporate bonds look attractive—with companies reporting healthy earnings and improved balance sheets—and should result in credit ratings upgrades. Highly rated securitized products, including collateralized loans and commercial mortgage-backed securities, provide strong risk-adjusted returns relative to lower rated securities. We continue to find value in emerging market debt, including sovereigns, local currency bonds, and corporates. Municipal bonds are attractive, as issuers were able to demonstrate resiliency through the pandemic, and the rising tax environment provides upside for investors.

BEST IDEAS IN TODAY'S MARKETS

	OVERWEIGHT	UNDERWEIGHT
DEVELOPED MARKET SOVEREIGNS AND AGENCIES		<ul style="list-style-type: none"> Developed Market Sovereigns U.S. Agencies U.S. Mortgage-Backed Securities U.S. Interest Rate Swaps
DEVELOPED MARKET CORPORATES	<ul style="list-style-type: none"> BBB IG Corporates (U.S. & European) U.S. Money Center Banks High Yield Bonds (U.S. & European) 	<ul style="list-style-type: none"> Long duration single A and above industrials Bank Loans (U.S. & European)
MUNICIPALS	<ul style="list-style-type: none"> High Quality Taxable Municipal Bonds (emphasizing university and healthcare system bonds over GO credits) 	
SECURITIZED PRODUCTS	<ul style="list-style-type: none"> AAA/AA CLOs (U.S. & European) AAA CMBS 	<ul style="list-style-type: none"> Lower-Rated CLOs Lower-Rated CMBS
EMERGING MARKETS	<ul style="list-style-type: none"> Select EM Sovereigns Select EM Local Currency Bonds Select EM Corporates Select EM FX 	

Source: PGIM Fixed Income as of June 2021.

GOLDILOCKS CONDITIONS RETURN FOR SECULAR GROWTH



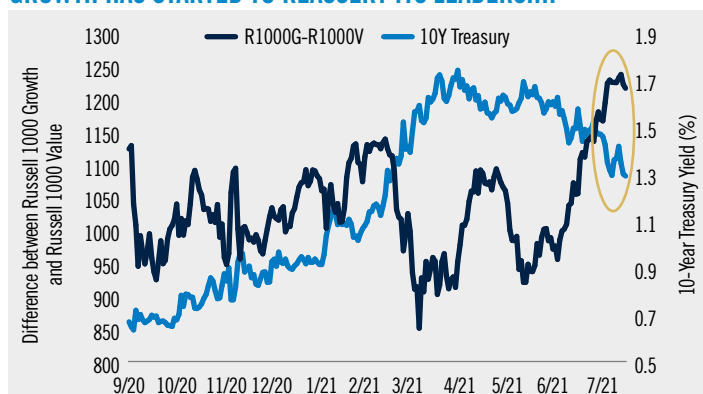
MARK BARIBEAU, CFA
Head of Global Equities
Jennison Associates

GROWTH REGAINS LEADERSHIP

As effective vaccines became a reality, cyclical value stocks strongly rallied on booming economic recovery prospects. Surging demand created supply shortfalls and bottlenecks, creating upward pricing pressures and lifting bond yields in the first few months of the year. But another reality began to set in—namely that economies can only reopen once. Once they have, cyclical stocks need structural underpinnings and earnings growth to continue to rise or they will fizzle out. As that recognition emerged, bond yields peaked and investors started paring cyclical bets in favor of more durable growth assets. And looking ahead, after the initial recovery spikes normalize and the effects of stimulus wane, the world is set to return to lower economic growth conditions. This reversion should keep interest rates and inflation levels in check over the long term.

Against this backdrop, sustainable growth has become hard to find and will be in high demand. As forward-looking mechanisms, markets seem to be looking past the sugar high of the initial reopening and pricing in what the world will look like in late 2021 once inventories normalize. As secular growth stocks have traditionally experienced growth across a range of macro conditions, we expect them to reassert their market dominance once again as these dynamics play out.

GROWTH HAS STARTED TO REASSERT ITS LEADERSHIP



Source: Bloomberg as of 7/16/2021. Past performance does not guarantee future results.

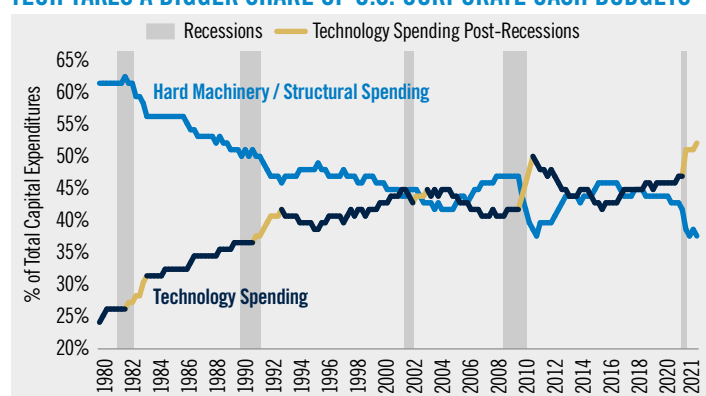
PATIENTLY FOLLOW THE EARNINGS

Returns for many secular growth stocks have more than doubled in the past two years, so it's unsurprising that stock prices have recently consolidated. As shifts in the short-term narrative continue to sway investor sentiment, further volatility for growth stocks can be expected. But over time, market returns follow earnings growth. Based on recent earnings reports with upside surprises and stronger guidance, secular growth stocks should continue to deliver strong earnings growth over the foreseeable future.

TECH TO LEAD THE WAY FORWARD

Technology spending has been on the rise as businesses adapt to an increasingly digital world. While the radical shift in consumer behavior during the pandemic pulled forward growth for many secular trends, there is ample runway for even greater adoption as additional innovations emerge. These factors point to technology becoming even more integral to the fabric of work, life, and society going forward—driving unprecedented innovation supercycles across the global economy. Tech spending has historically led economic recoveries, but this time its impact may be more pronounced with companies across industries reimagining their business models, supply chains, and digital infrastructures. The new U.S. infrastructure plan promises to bring technological advancements and additional disruptions, which may generate exciting investment opportunities.

TECH TAKES A BIGGER SHARE OF U.S. CORPORATE CASH BUDGETS



Source: FRED, Jennison as 3/31/2021. Technology Spending = Software, R&D, and info processing equipment. Hard Machinery/Structural Spending = Transportation & Industrial Equipment, and Structures.

RISING SECULAR STARS IN GOLDILOCKS ERA

With economies not expected to remain hot for much longer, and an innovation landscape that's far from cold, conditions seem just right for secular growth stocks to drive us into the NEXT—or new exceptional technologies—economy. The goldilocks era of secular growth is upon us and we expect these trends to shape our digital future.

DIGITAL TRANSFORMATION OF THE ENTERPRISE	DIRECT TO CONSUMER BUSINESS MODELS	TECHNOLOGY ENABLERS
<ul style="list-style-type: none"> Unified communications Security Workflow automation Infrastructure management 	<ul style="list-style-type: none"> E-commerce Global brands with omni-channel distribution Video streaming Connected fitness On-line dating Electric vehicles 	<ul style="list-style-type: none"> Digital payments Cloud-based retail operating systems

Source: Jennison Associates.

3

REOPENING AND REFLATION CONTINUE TO SUPPORT CYCLICALS

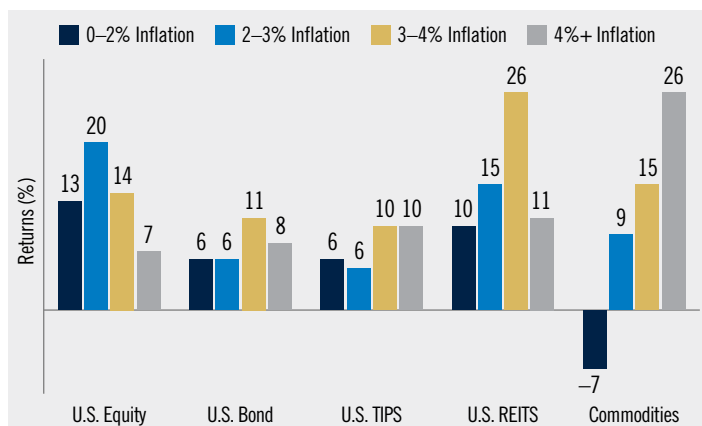


EDWARD L. CAMPBELL, CFA
Director of Dynamic Asset Allocation
QMA

TRANSITORY MAY BE LONGER THAN DESIRED

2021's inflation surge has fueled intense debate. Central banks have taken the view that the current rise is benign and "transitory," but markets have reacted nervously, reflecting concerns that we could be entering a new, more inflationary phase than the past decade. We believe that an inflation sea change could be underway, and that investors should be prepared for higher inflation to last longer than expected. While not our base case, the potential for a sustained period of 3-4% average inflation is a non-trivial risk for investors. While commodities and real estate are winners in higher-inflation regimes, bonds have performed at their best when inflation was in the 3-4% range. Equities have generated higher returns when inflation was in the 2-3% range (compared to the 0-2% range), but lower returns in higher inflation periods.

ASSET CLASS PERFORMANCE IN DIFFERENT INFLATION ENVIRONMENTS



Source: FactSet. Data from 1973-2020. Indices used: S&P 500 (U.S. Equity), Bloomberg Barclays U.S. Aggregate (U.S. Bond), Bloomberg Barclays U.S. TIPS (U.S. TIPS), FTSE NAREIT Equity REIT (U.S. REITS), and the Goldman Sachs Commodity (Commodities).

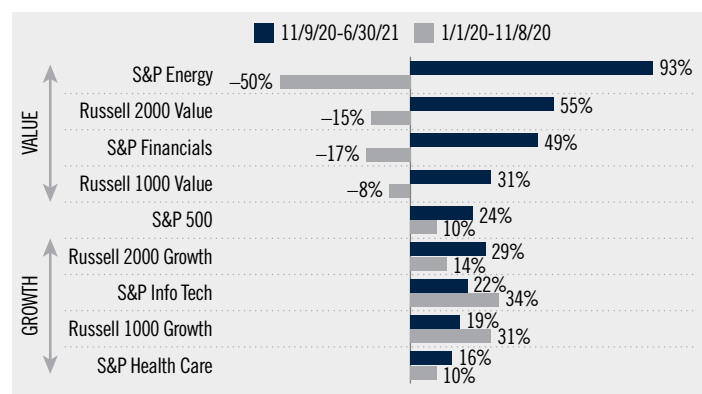
STELLAR CORPORATE PROFIT GROWTH

Corporate profits are growing at a blistering pace and expected to rise further given recent positive earnings surprises. Value stocks typically outperform when earnings growth is strong, while growth stocks typically outperform in a weaker earnings environment, as investors bid up the stocks of companies able to produce steady earnings across macro environments. Over the next 12 months, large-cap value stocks are expected to produce faster earnings growth—rebounding from the slump last year—than their growth brethren, which benefited from demand that was pulled forward by the pandemic.

VALUE MAY HAVE MORE ROOM TO RUN

Last year's losers are shaping up to be this year's big winners. We believe the factors supporting this rotation—including unprecedented policy stimulus, booming economic and corporate profit growth, and rising inflation pressure—are compelling and likely to continue throughout 2021, and perhaps beyond.

A POWERFUL ROTATION TOWARDS CYCLICAL AND VALUE STOCKS



Source: Morningstar as of 6/30/21. Past performance does not guarantee future results.

We retain our pro-risk view, driven by the continued strong economic and earnings recovery, global central banks' accommodative stance, and the widespread fiscal support. This support has left consumers with excess savings at a time of significant pent-up demand that developed through a year of COVID-19 restrictions. The capex cycle is likely to be another engine for growth, fueled by ongoing intellectual property investment and robust equipment investment by firms responding to supply shortages.

Within equities, we see the current rotation as intact and sustainable, and expect value/cyclical sectors to continue to beat growth/defensive sectors. We are bullish on the outlook for real assets—such as natural resources stocks, midstream energy/MLPs, and commodities—given strong economic growth prospects, supply side constraints, and rising inflation risks.

Regionally, U.S. stocks, which have been the outperformers so far this year, should typically lag during a strong global upturn. Reasons for this include the U.S. market's higher quality and less cyclical market composition. Non-U.S. equities are likely to assume leadership going forward, given cheaper valuations, more cyclical exposures, and a narrowing vaccine gap between the U.S. and the rest of the world.

REAL ESTATE REBUILDS DEMAND AND REBOUNDS



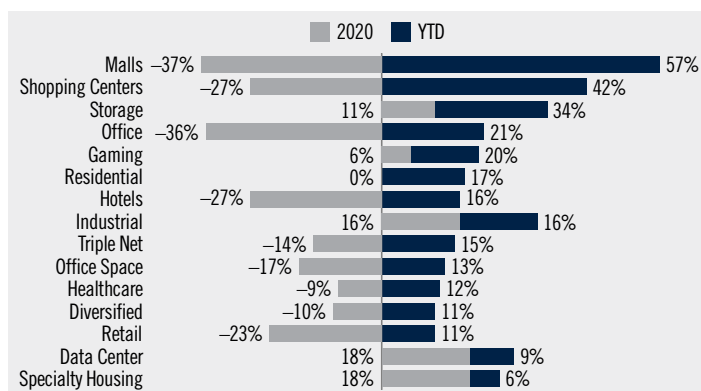
RICK J. ROMANO, CFA
Senior Portfolio Manager
PGIM Real Estate

FACTORS SHAPING NEAR-TERM OUTLOOK

2021 is shaping up to be a significantly better year for the global economy and real estate markets. Financial and real estate investment markets have avoided distress, and firmer growth is expected in the second half of 2021 and beyond. Employment is expected to recover, and an ongoing low-supply environment supports occupancy and rents. Recovering occupier markets create the potential for revenue generation and value appreciation. Evidence from past cycles, and ongoing real estate demand, point to potential overshooting, which would provide growth opportunities in the short term. Here are five factors shaping our near-term outlook:

- 1. Worst of the crisis has passed:** Areas that have not yet corrected are now unlikely to. We're seeing an upward trend in global economic and real estate market activity.
- 2. Policy commitment remains significant:** Extensive policy support is set to remain in place for some time, boosting real estate values by increasing cash flow predictability and keeping interest rates low.
- 3. Easing restrictions boosts demand:** As workplaces and service-oriented industries reopen more fully in the back half of 2021, occupier sentiment is expected to return quickly, supporting a rebound in real estate space demand.
- 4. Fast rebound brings opportunities:** Rapid growth, albeit from a low base, is positive for driving opportunities. Sentiment can improve quickly, and businesses can move into expansion mode, thereby raising demand for real estate space.
- 5. Sector divergence is unprecedented:** Unusually, a full range of cyclical opportunities are in play concurrently, with some areas delivering strong growth and attracting capital, while others face severe occupier stress.

2021 GLOBAL PROPERTY SECTOR RETURNS



Source: FactSet as of 6/30/2021. Past performance does not guarantee future results.

A CRISIS BRINGS OPPORTUNITIES

Today's real estate investment opportunities span a wide range of categories. These include the potential to capitalize on favorable occupier momentum linked to changes in real estate use, investment in assets that require some short-term repositioning, and value that can be found in parts of the market that have undergone a long-term correction.

SECTOR VIEWS

SECTOR	VIEW
LOGISTICS/ COLD STORAGE	Logistics has a strong returns outlook in all regions, on the back of ongoing leasing momentum and accelerated online spending growth.
NON-TRADITIONAL SECTORS	Non-traditional property types, such as senior living and self-storage, are attractive because of cash flow resilience, low capex, and diversification.
RESIDENTIAL SECTORS	As gateway city populations grow further, the build-to-rent sector is benefiting from declining housing affordability.
CHINA DEVELERAGING	Tighter domestic credit growth policies are creating opportunities across the spectrum of equity and debt.
URBAN APARTMENTS	Urban apartment markets suffered a correction, but performance is expected to rebound swiftly as workplaces and amenities reopen.
GRADE-A OFFICES	Offices are set for a cyclical rebound as staff return to workplaces. Future tenant usage is evolving rapidly, with a renewed focus on quality.
HOTELS	A bruised hospitality sector offers a compelling countercyclical opportunity ahead of an unexpected gradual recovery in demand.
LAST MILE RETAIL	Neighborhood retail offers resilience against increased online spending and is positioned to perform well as retail spending recovers.
DISTRESSED RETAIL	Retail is in the process of a sharp value adjustment but looks close to finding a floor in the U.K., with Continental Europe close behind.



Source: PGIM Real Estate as of 6/30/2021.

INVESTMENT STRATEGIES AND ATTRACTIVE AREAS



FIXED INCOME

SELECTIVELY SEEK OUT CREDIT



SHORT DURATION CREDIT

Short-duration credit can help immunize portfolios against rising interest rates.



CREDIT SPREAD SECTORS

Higher yield credit sectors may benefit from further spread compression.



MULTI-SECTOR STRATEGIES

Dispersion of returns across sectors and regions may result in pockets of opportunity for multi-sector strategies with the flexibility to tactically allocate to the most attractive sectors.

CYCLICAL EQUITIES

CONTINUE TO PLAY THE RECOVERY



VALUE STOCKS

As economic activity expands, stocks with cheaper valuations and more cyclical exposure should benefit.



REAL ASSETS

Strong economic growth prospects, supply side constraints, and rising inflation are favorable conditions for real assets like natural resources, midstream energy/MLPs, and commodities.



NON-US EQUITIES

International markets—and particularly emerging markets—are trading at more attractive valuations than developed markets which have already seen a robust recovery, and may provide stronger return potential going forward.

SECULAR GROWTH EQUITIES

INVEST EARLY IN FUTURE MARKET LEADERS



E-COMMERCE

Retail leaders reimagining and facilitating direct-to-consumer experiences have significant growth potential with the explosion in online shopping demand.



SOFTWARE-AS-A-SERVICE

As cloud-based disruptors continue to accelerate the digital transformation of the enterprise, this trend is nascent but powerful.



DIGITAL PAYMENTS

Technology enablers redefining and streamlining payment processes should continue to benefit from soaring digital consumption trends.

REAL ESTATE

REPOSITION INTO AREAS WITH RISING DEMAND



INDUSTRIAL PROPERTIES

Increased online shopping requires supply chain expansion and is increasing demand for cold storage.



NON-TRADITIONAL SECTORS

Non-traditional property types, such as senior living and self-storage, are attractive because of cash flow resilience, low capex, and diversification.



URBAN APARTMENTS, OFFICES, HOTELS

Short-term disruptions and pandemic-led corrections in values of urban apartments, offices, and hotels have created attractive entry points.

Helping Investors Participate in Global Market Opportunities

At PGIM Investments, we consider it a great privilege and responsibility to help investors participate in opportunities across global markets while meeting their toughest investment challenges. We're part of PGIM, the global investment management business of Prudential Financial, Inc.—a top-10 investment manager globally with more than \$1 trillion in assets under management (AUM).¹ This scale and investment experience allow us to deliver PGIM Funds—actively managed investment solutions designed to meet the needs of investors around the globe.

¹Prudential Financial is the 10th-largest investment manager (out of 477) in terms of global AUM based on the *Pensions & Investments* Top Money Managers list published on 5/31/2021. This ranking represents assets managed by Prudential Financial as of 12/31/2020.

Bloomberg Barclays Global Aggregate Bond Index is an unmanaged index of global investment-grade fixed income markets. The three major components of this index are the U.S. Aggregate, the Pan European Aggregate, and the Asian Pacific Aggregate indices. The index also includes eurodollar and euro-yen corporate bonds, and Canadian government, agency and corporate securities. **Bloomberg Global High Yield Index** is a measure of the global high yield debt market that represents the union of the U.S. High Yield, the Pan-European High Yield, and Emerging Markets Hard Currency High Yield Indices. **Bloomberg Barclays U.S. Aggregate Index** represents securities that are SEC-registered, taxable, and dollar-denominated. It covers the U.S. investment-grade, fixed rate bond market, with index components for government and corporate securities, mortgage pass-through securities, and asset-backed securities. **Bloomberg Barclays U.S. TIPS Index** measures the performance of U.S. Treasury Inflation Protected Securities (TIPS) and is selected by a market value process. **FTSE EPRA/NAREIT Developed Index** is a composite of the existing EPRA Europe Index, EPRA/NAREIT North America Index, and EPRA/NAREIT Asia Index. The index contains publicly quoted real estate companies that meet the EPRA Rules in 25 countries throughout Europe, North America, and Asia. **FTSE NAREIT Equity REIT Index** is a subset of the EPRA/NAREIT Global Index and the EPRA/NAREIT North America Index and contains publicly quoted real estate companies that meet the EPRA Ground Rules. **Goldman Sachs Commodity** is a composite index of commodity sector returns representing an unleveraged, long-only investment in commodity futures that is broadly diversified across the spectrum of commodities. **Russell 1000 Growth Index** measures the performance of Russell 1000 companies (large-cap growth segment of the US equity universe) with higher price-to-book ratios and higher forecasted growth values. **Russell 1000 Value Index** measures the performance of Russell 1000 companies (large-cap growth segment of the US equity universe) with lower price-to-book ratios and lower forecasted growth values. **Russell 2000 Growth Index** measures the performance of Russell 2000[®] companies (small-cap growth segment of the US equity universe) with higher price-to-value ratios and higher forecasted growth values. **Russell 2000 Value Index** measures the performance of Russell 2000 companies (small-cap growth segment of the US equity universe) with lower price-to-book ratios and lower forecasted growth values. **S&P 500 Index** is an unmanaged index of 500 common stocks of large U.S. companies, weighted by market capitalization. It gives a broad look at how U.S. stock prices have performed. Indices are unmanaged and are provided for informational purposes only. Investors cannot directly invest in an index.

Risks—Fixed income investments are subject to interest rate risk, and their value will decline as interest rates rise. **Foreign investments** may be volatile and involve additional expenses and special risks, including currency fluctuations, foreign taxes, and political and economic uncertainties. **Emerging markets** are countries that are beginning to emerge with increased consumer potential driven by rapid industrial expansion and economic growth. Investing in emerging markets is very risky due to the additional political, economic, and currency risks associated with these underdeveloped geographic areas. Emerging and developing market investments may be especially volatile. Investments in securities of **growth companies** may be especially volatile. **Value investing** involves the risk that undervalued securities may not appreciate as anticipated. It may take a substantial period of time to realize a gain on an investment in a small or midsized company, if any gain is realized at all. **Real estate investment trusts (REITs)** may not be suitable for all investors. There is no guarantee a REIT will pay distributions given the inherent risks associated with the market. A REIT may fail to qualify as a REIT as defined in the Tax Code, which could affect operations and negatively impact the ability to make distributions. There is no guarantee a REIT's investment objectives will be achieved. **Master limited partnerships (MLP) and MLP-related investments** are subject to complicated and in some cases unsettled accounting, tax, and valuation issues as well as risks related to limited control and limited rights to vote, potential conflicts of interest, cash flow, dilution, and limited liquidity, and risks related to the general partner's right to force sales at undesirable times or prices. MLPs are also subject to risks relating to their complex tax structure, including losing its tax status as a partnership, resulting in a reduction in the value of the MLP investment and lower income. A significant portion of MLP distributions will consist of return of capital for U.S. federal tax purposes, which reduce an investor's adjusted cost basis and impact the amount of any capital gains or loss realized by the investor upon selling the shares. Once an investor's adjusted cost basis has been reduced to zero (due to return of capital), any further return of capital will be treated as a capital gain. Many MLP investments are in the energy sector, which subjects them to a greater degree of risk of loss as a result of adverse economic, business, regulatory, environmental, or other developments affecting industries within that sector than investments more diversified across different industries. **Diversification and asset allocation** do not guarantee profit or protect against loss. Investing involves risks. Some investments are riskier than others. The investment return and principal value will fluctuate, and shares, when sold, may be worth more or less than the original cost.

The views expressed herein are those of investment professionals at PGIM Fixed Income, Jennison Associates LLC ("Jennison"), QMA, PGIM Real Estate, and PGIM Investments at the time the comments were made and may not be reflective of their current opinions and are subject to change without notice. This commentary is not intended as an offer or solicitation with respect to the purchase or sale of any security or other financial instrument or any investment management services. This commentary does not constitute investment advice and should not be used as the basis for any investment decision. This commentary does not purport to provide any legal, tax, or accounting advice. PGIM Investments LLC is a registered investment advisor with the U.S. Securities and Exchange Commission.

Certain information in this commentary has been obtained from sources believed to be reliable as of the date presented; however, we cannot guarantee the accuracy of such information, assure its completeness, or warrant such information will not be changed. The information contained herein is current as of the date of issuance (or such earlier date as referenced herein) and is subject to change without notice. The manager has no obligation to update any or all such information, nor do we make any express or implied warranties or representations as to the completeness or accuracy. Any projections or forecasts presented herein are subject to change without notice. Actual data will vary and may not be reflected here. Projections and forecasts are subject to high levels of uncertainty. Accordingly, any projections or forecasts should be viewed as merely representative of a broad range of possible outcomes. Projections or forecasts are estimated, based on assumptions, subject to significant revision, and may change materially as economic and market conditions change.

Consider a fund's investment objectives, risks, charges, and expenses carefully before investing. The prospectus and summary prospectus contain this and other information about the fund. Contact your financial professional to obtain the prospectus and summary prospectus. Read them carefully before investing.

This material is being provided for informational or educational purposes only and does not take into account the investment objectives or financial situation of any client or prospective clients. The information is not intended as investment advice and is not a recommendation about managing or investing your retirement savings. Clients seeking information regarding their particular investment needs should contact a financial professional.

Investment products and services are distributed by Prudential Investment Management Services LLC, a Prudential Financial company. Jennison Associates and PGIM, Inc. (PGIM) are registered investment advisors and Prudential Financial companies. QMA is the primary business name of QMA LLC, a wholly owned subsidiary of PGIM. PGIM Fixed Income and PGIM Real Estate are units of PGIM. © 2021 Prudential Financial, Inc. and its related entities. Jennison Associates, Jennison, PGIM, and the PGIM logo are service marks of Prudential Financial, Inc. and its related entities, registered in many jurisdictions worldwide.

© 2020 Prudential Financial, Inc. (PFI) and its related entities. PGIM, the PGIM logo, and the Rock symbol are service marks of PFI and its related entities, registered in many jurisdictions worldwide.

Mutual Fund investments are subject to market risks, read all scheme related documents carefully.

1050588-00001-00 PIG338 Expiration: 1/31/23